

2803/204

**PATTERN CONSTRUCTION II
AND GRADING TECHNIQUES I
PRACTICAL**

June/July 2019

Time: 4 hours



THE KENYA NATIONAL EXAMINATIONS COUNCIL

DIPLOMA IN FASHION DESIGN AND CLOTHING TECHNOLOGY

MODULE II

PATTERN CONSTRUCTION II AND GRADING TECHNIQUES I PRACTICAL

4 hours

INSTRUCTIONS TO CANDIDATES

You should have the following items for this examination:

- (i) $\frac{1}{4}$ scale metric ruler/ square;
- (ii) French curves;
- (iii) pencil (2H);
- (iv) rubber/ eraser;
- (v) a pair of paper scissors;
- (vi) tracing wheel;
- (vii) 30 cm ruler;
- (viii) sellotape/ glue;
- (ix) sheets of white plain paper (photocopying type size A4);
- (x) paper pins;
- (xi) tracing paper.

All stages of pattern development must be clearly shown.
All measurements used in grading must be indicated.

This paper consists of 4 printed pages.

Candidates should check the question paper to ascertain that all the pages are printed as indicated and that no questions are missing.

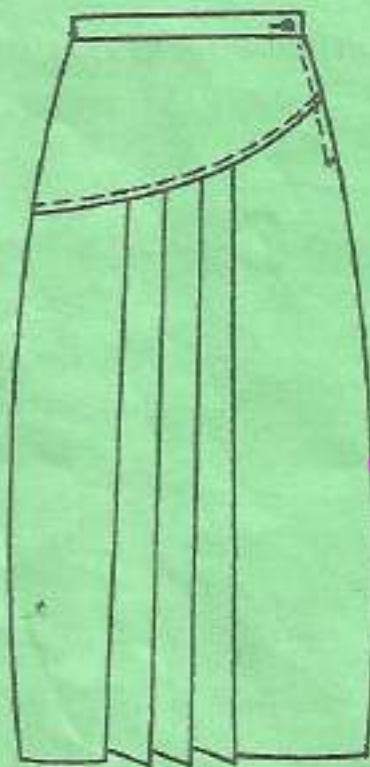
TASK

- Using the measurements provided, draft the classic shirt block (body section only).

Measurements


Neck size	42 cm
Chest	104 cm
Seye depth	25.2 cm
Natural waist length	45 cm
Half back	20.5 cm
Sleeve length	90 cm
Shirt length	80 cm

- Trace out the skirt blocks provided and develop final patterns for the skirt style sketched below.

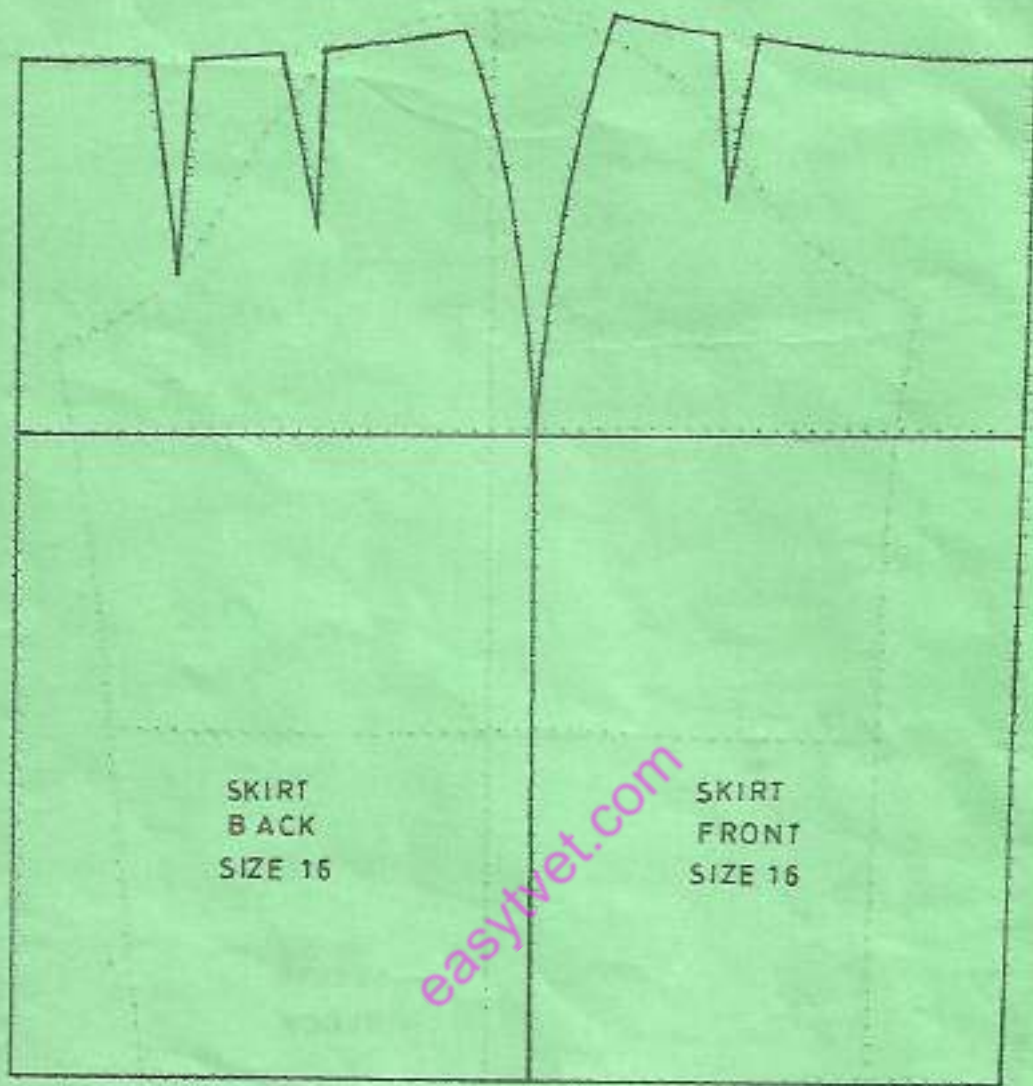


FRONT VIEW

Pleat depth = 3 cm
Waist = 72 cm
Waistband
depth = 4 cm



BACK VIEW



SKIRT
BACK
SIZE 16

SKIRT
FRONT
SIZE 16

easywet.com

3. Trace out the sleeve block provided and grade one size up.

